



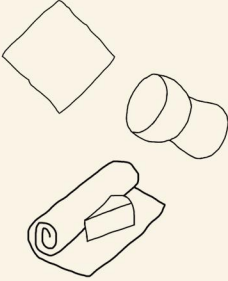





# What to do with your Wild Roots Christmas Party Box packaging

after you have polished off all the goodies inside...


Please don't throw it all in the bin or the recycling without checking our nifty guide below – we have tried really hard to be as low waste as possible, but now we need you to do your part too!

<p>Recycled carrying box &amp; sticker</p> <p>Recyclable/compostable</p>		<p>This carrying box containing all of your party box treats, is fully biodegradable so can be home composted or put in your card recycling.</p> <p>The sticker on the front is compostable (including the glue!)</p>
<p>Recycled tissue paper</p> <p>Recyclable/compostable</p>		<p>If you don't fancy making a clown wig or using it to pack your Christmas gifts to send to family and friends you can't see this year, this tissue paper can be recycled in your paper recycling or on the compost heap.</p>
<p>Bottles &amp; bottle tops</p> <p>Recyclable</p>		<p>Please give these a rinse and then pop in your glass/tins recycling.</p>
<p>Food box with window</p>		<p>This is fully compostable, so can go into your home compost bin. If you don't have one, the cardboard can go into your paper/card recycling but please can you rip out the film insert and either pop this in your black bag or bin. We will get this sorted!*</p>
<p>Black napkin Wine &amp; bubbly corks Recycled greaseproof paper &amp; labels</p>		<p>All of these items are compostable. They can go into your home compost bin or your neighbour's if you don't have one – but please ask them first!</p> <p>Unfortunately, the council doesn't have a method of composting these throughout the winter, as Garden Waste collections have stopped, so they have to go into the black bags or bin. We're working really hard to come up with an all-year-round solution instead!*</p>
<p>Clear tub &amp; lid</p> <p>Commercially compostable</p>		<p>These are commercially compostable. Which means if you don't have a hot composter, it unfortunately has to go in general waste.</p> <p><b>PLEASE DON'T PUT IN PLASTIC RECYCLING OR FOOD WASTE CADDIES AS THIS CONTAMINATES THE RECYCLING AND THE WHOLE CONTAINER WILL BE INCINERATED, UNDOING ALL THAT GOOD WORK!*</b></p>




\*We know that our solutions aren't perfect at the moment but we really want to do the best we can, so if you have no option to compost these items and you don't want to put them in the bin, you could either drop them off or post them to us and we will happily compost them for you! Just get in touch with us at: [theteam@wildrootskitchenandbar.co.uk](mailto:theteam@wildrootskitchenandbar.co.uk)

## How it works...




**Home Compostable** – can be put on your home compost heap



**Commercially Compostable** – this is a somewhat misleading term as most counties do not have the capability to actually commercially compost at the temperature required to break these items down. As a result they invariably end up in landfill or the incinerator. We try very hard to avoid using these as a result! They can be recycled if you have a Hot Composter.

**Biodegradable** – very few council facilities have the ability to effectively deal with this waste so unfortunately it is largely dealt with via landfill or incineration. We try to avoid biodegradable packaging when and wherever we can!



**Recycled** – usual stuff like paper, card, glass, tins and plastic are all recycled through your local council, BUT please don't forget to wash the products out first and strip the labels off your tins or they won't get sorted or recycled and the entire container will be contaminated and end up in landfill or the incinerator, undoing all that good work! We hate seeing this happen more than anything!



0330 128 1591  
  [wildrootskitchenandbar](https://www.wildrootskitchenandbar.co.uk)  
[www.wildrootskitchenandbar.co.uk](https://www.wildrootskitchenandbar.co.uk)  
[theteam@wildrootskitchenandbar.co.uk](mailto:theteam@wildrootskitchenandbar.co.uk)

